



# Texas Education Agency

Joseph McMahan, Texas State Director

April 3, 2018

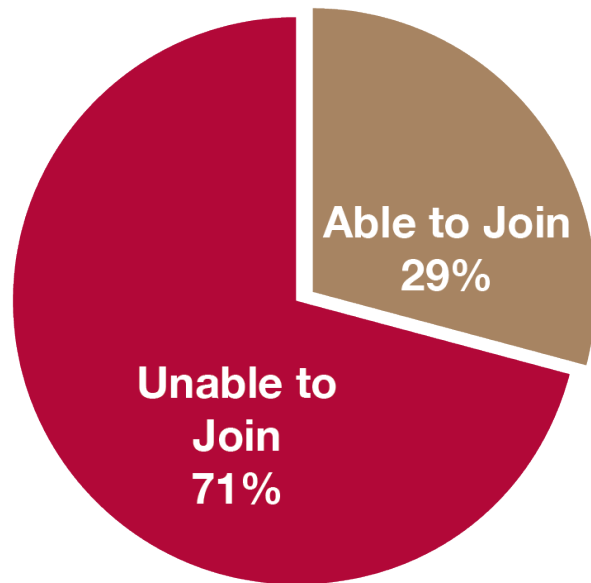
# Council for a Strong America



Five pillars of society  
ensuring our next  
generation is **citizen-ready**



# 71% of 17- to 24-Year-Olds Cannot Join the Military



17- to 24-year-old Americans

**1 in 5**

Young Americans **do not graduate** on time.

**1 in 5**

Who **do** graduate on time can't do well enough on the military **entrance exam** to join.

**1 in 10**

Have serious **criminal records**.

**1 in 3**

Are overweight because **child obesity has tripled**.



# Primary Disqualifiers

1. Lack of Education
2. Health/Obesity
3. Morals/Crime or Drugs



## Lack of Education

- 1 out of 4 who graduate high school in Texas, can't pass the military entrance exam
  - Source: Education Trust



## Health/Obesity

- 33% of Texas youth ages 10-17 are overweight or obese.
  - Source: KIDS COUNT Data Center, citing National Survey of Children's Health



## Morals/Crime or Drugs

- Drug use by Texans ages 18-25
  - Marijuana, 15%
  - Illicit drug use other than marijuana, 5%
  - Source: KIDS COUNT Data Center, citing National Survey on Drug Use and Health

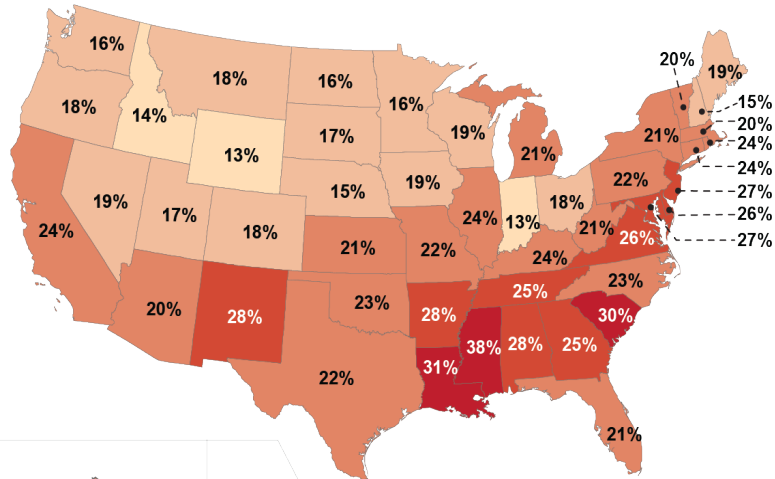


# Primary Disqualifiers

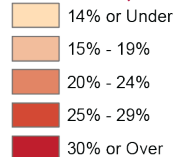
## Inadequate Education Prevents Young Americans From Serving

### Proportion Who Score Too Low

Out of those who *do* graduate and try to join the Army, **over one in five** cannot join because they score too low on the military's entrance exam.

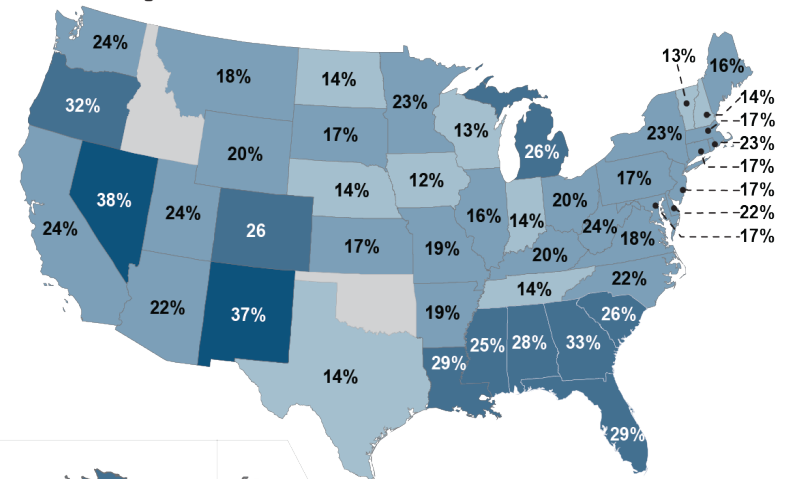


Proportion of graduates who do not do well enough on the Armed Forces Qualification Test to join the Army

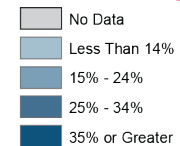


### Proportion Who Do Not Graduate

Nationwide, more than **one in five** young Americans does not graduate on time. In some states it is even worse:



Proportion of students who do not graduate on time from high school



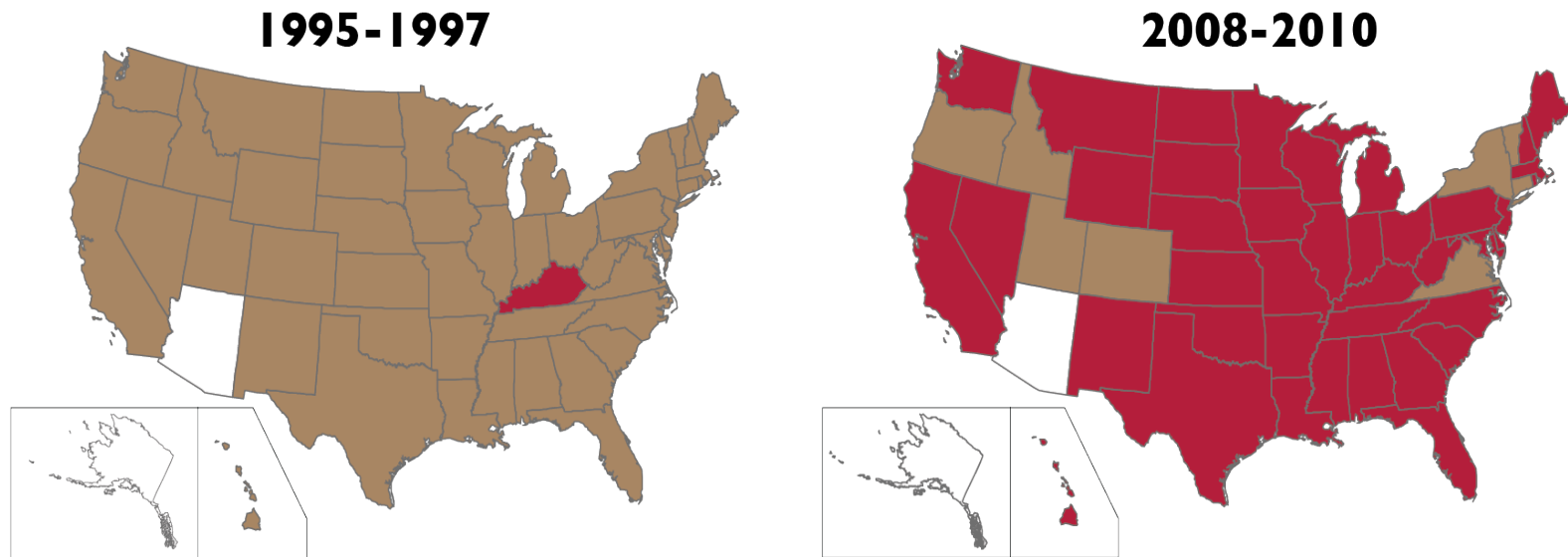
Sources: The Education Trust, 2010; US Department of Education, 2013 (2010-11 school year).  
Note: Due to reporting issues, another Department of Education data source for the 2009-10 school year was used for Kentucky.





# Primary Disqualifiers

Over a thirteen-year period, the number of states with 40 percent or more of their young adults who were overweight or obese went from 1 to 40.



\*Source: Centers for Disease Control and Prevention (CDC), Behavioral Risk Factor Surveillance System. If states were missing data for one or more years, data from 1998, 1999, 2005, 2006 or 2007 were used to generate a pooled average for three years in order to have large enough samples. Only states with enough data in both periods were included. Alaska did not have data for either period and Arizona did not have data for the later period.



## Recent Comments & Articles

- “Depending on what article you read, the number of potential applicants that would successfully qualify for our services range somewhere from 25 to 30 percent,”
  - United States Secretary of the Navy, Richard Spencer
    - Remarks at the Center for Strategic and International Studies in Washington. (March 2018)



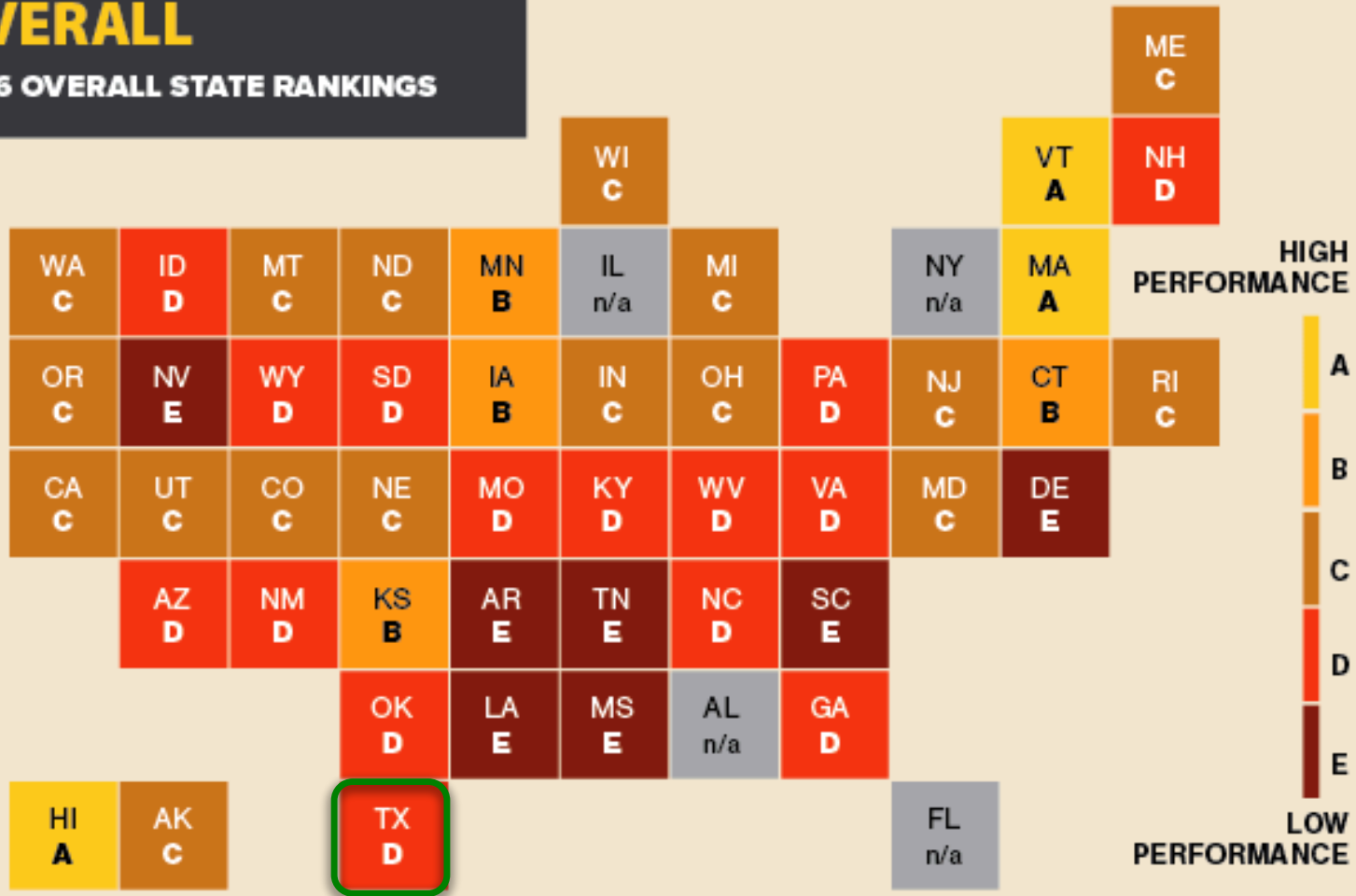
- “Recruitment is hard work because so few people are qualified to fill the ranks.
  - General Robert B. Neller, United States Marine Corps Commandant
    - Testimony during the U.S. House Appropriations Subcommittee on Defense (March 2018)



# Citizen-Readiness Index

## CITIZEN-READINESS OVERALL

2016 OVERALL STATE RANKINGS



# Texas Received a “D” on Citizen-Readiness Index

Measures citizen-readiness along three indicators to demonstrate whether today’s young adults are contributing to a **strong citizenry**:

- Prepared for the workforce
- No criminal record
- Qualified for the military

D	INDICATOR-SPECIFIC RANKINGS FOR “D” STATES		
	<b>WORKFORCE INDICATOR</b> % unemployed and not in school (ages 16-24)	<b>CRIME INDICATOR</b> # of arrests per 100 people (ages 17-24)	<b>MILITARY INDICATOR</b> % ineligible for military service (ages 17-24)
AZ	17%(D)	13/100(D)	72%(C)
GA	17%(D)	11/100(C)	73%(D)
ID	15%(C)	14/100(D)	73%(D)
KY	15%(D)	11/100(C)	73%(D)
MO	13%(C)	16/100(D)	72%(D)
NC	15%(C)	12/100(C)	72%(D)
NH	10%(B)	16/100(E)	70%(C)
NM	17%(D)	11/100(C)	73%(D)
OK	16%(D)	11/100(C)	73%(D)
PA	13%(C)	13/100(D)	72%(D)
SD	9%(A)	17/100(E)	73%(D)
TX	15%(C)	12/100(C)	73%(D)
VA	13%(C)	13/100(D)	71%(C)
WV	19%(E)	8/100(B)	75%(D)
WY	12%(B)	18/100(E)	71%(C)



# Policy Recommendations

1. Investments in High-Quality Pre-K

1. Quality Physical Education in Schools



**Contact:** Joseph McMahan

**Email:** [jmcmahan@missionreadiness.org](mailto:jmcmahan@missionreadiness.org)

**Phone:** (512) 413-2337

