

State Accountability Update November 5, 2020

TETN #816

Performance Reporting | Texas Education Agency

- 2021 Accountability Development
- College, Career, or Military Readiness (CCMR) Outcomes Bonus
- CCMR Updates (Verifier, Student Listings & Data Tables, and Tracker)
- Industry-based Certification (IBC) Reporting Guidance
- STAAR Progress Measure Correspondence
- Accelerated Testers Update
- Public Education Grant (PEG) List
- Additional Updates

2021 Accountability Development

2021 Accountability System Context

- **Incomplete data**
 - likely low census for 2021 assessments
 - for example, per recent media reports, 61% of Houston ISD students are currently learning remotely
 - inconsistent growth measure
- **Pandemic-influenced data**
 - decreased opportunities for college entrance assessments
 - lower achievement, especially for high poverty students
- **Stifled continuous improvement efforts**
 - decreased opportunities to implement improvement plans



Comparability




Reliability



Validity

- Currently, 61% of Houston students are learning remotely. At this time, we are assuming that many of those students may not test and that a similar situation may happen across the state.
- Assessment validating and equating procedures require significant assessment participation and representation across student groups.

While there are significant unknowns for 2021, we will plan for an adjusted 2021 accountability system.

A large, light blue arrow pointing from the text on the left towards the "Data Affected" box on the right.

Data Affected

- STAAR outcomes (COVID-slide and decreased participation)
- Academic Growth (no 2020 STAAR to calculate one-year progress measure)
- College, Career, and Military Readiness (CCMR) (decreased opportunities)
- English Language Proficiency (spring 2020 TELPAS was optional)
- Entry/exit of campuses identified for improvement

- STAAR cut points may be adjusted based on the COVID-19 slide experienced by the All Students group.
- Cut points will not be raised, only lowered if necessary.
- **Actual cut points cannot be calculated until testing is complete.**

Example

If the state average for the STAAR component decreases by five percentage points, the *A–F* cut points may decrease by five percentage points.

CCMR Component – Potential Adjustments

- CCMR cut points will not change.
- The better *overall* CCMR score for the Class of 2019 or Class of 2020 may be used.
- The better CCMR outcome may also be used in the School Progress and Closing the Gaps domains (as allowed by the USDE).

Graduation Rate Components – Potential Adjustments

- Graduation rate cut points will not change.
- Existing methodology for the Student Achievement domain will continue; the best graduation rate of 4, 5, or 6 year will be used.
- Adjustments to the Closing the Gaps domain would require USDE approval.

Academic Growth – Potential Adjustments

- School Progress may include a two-year growth measure only if it improves the School Progress domain rating.
- Closing the Gaps may include a two-year growth measure only if it improves the Closing the Gaps domain rating (as allowed by the USDE).
- **Actual cut points cannot be calculated until testing is complete.**

Academic Growth – Potential Adjustments

- There is no precedent for calculating a two-year growth measure across a pandemic with a significant number of remote learners.

| 1 Year Growth Measure | 2 Year Growth Measure |
|-----------------------|-----------------------|
| 1 Teacher | 2 Teachers |
| Grades 4–8 | Grades 5–8 |

- Using a two-year growth measure may improve a campus or district's score this year but may put them at a disadvantage the following year.

Relative Performance – Potential Adjustments

- Relative Performance cut points may be adjusted based on the COVID-19 slide experienced by the All Students group.
- Cut points will not be raised, only lowered if necessary.
- **Actual cut points cannot be calculated until testing is complete.**
- Overall School Progress rating will still use the better of Part A: Academic Growth or Part B: Relative Performance.

Closing the Gaps – Potential Adjustments

- TEA may submit an addendum, an amendment, and a waiver request to the USDE for adjustments to align with the adjustments made in the Student Achievement and School Progress domains.
- STAAR student group targets may be adjusted based on the COVID-19 slide experienced by the All Students group.

Example

If the state average for Meets Grade Level or above for reading decreases by two percentage points, the targets for all student groups would be decreased by two percentage points.

Closing the Gaps – Potential Adjustments

- Closing the Gaps may be run using “hold harmless” provisions when possible to reflect the best overall outcome.
 - Use the better overall CCMR from Class of 2019 or Class of 2020.
 - Include two-year growth, only if it helps.
 - English Language Proficiency may include the best result at the student level and may be used only if it improves the Closing the Gaps domain rating.

Participation – Potential Adjustments

- The goal is to test as many students as possible.
- In order to not penalize districts for students who are unable to test due to COVID-19, we plan to submit a waiver request for the 95% assessment participation requirement for 2021.

Timeline for Decisions



- Additional accountability development materials are available at the following website
<https://tea.texas.gov/texas-schools/accountability/academic-accountability/performance-reporting/2021-accountability-development-materials>.

CCMR Outcomes Bonus Update

- As part of House Bill 3, the agency shall annually award districts CCMR Outcomes Bonus (CCMR OB) funding, which is based on the number of annual graduates who demonstrate CCMR in excess of a threshold for three cohorts:
 - annual graduates who are educationally disadvantaged (economically disadvantaged),
 - annual graduates who are not educationally disadvantaged, and
 - annual graduates who are enrolled in a special education program.

- The threshold percentages for each cohort are based upon statewide CCMR outcomes for each cohort from the 2016–17 school year.
- The threshold percentages of annual graduates who demonstrate college, career, or military readiness for each of the following cohorts are as follows:
 - 11% of annual graduates who are educationally disadvantaged
 - 24% of annual graduates who are not educationally disadvantaged
 - 0% of annual graduates who are enrolled in a special education program regardless of whether the annual graduates are educationally disadvantaged

- Because of the required administrative rulemaking process, **the thresholds are not yet final.**
- The public comment period on the proposed CCMR OB rule opens on January 1, 2021 and closes on February 1, 2021.
- Public comments may be made through the [TEA website](#) or to performance.reporting@tea.texas.gov.

An annual graduate demonstrates college readiness if the annual graduate

- achieves college readiness standards used for accountability purposes on the ACT, the SAT, or the Texas Success Initiative assessment (TSIA); **and**
- earns an associate degree by August 31 immediately following high school graduation or enrolls at a postsecondary educational institution by the tenth instructional day of the fall semester immediately following high school graduation.

An annual graduate demonstrates career readiness if the annual graduate

- achieves college readiness standards used for accountability purposes on the ACT, the SAT, or the TSIA; **and**
- earns an industry-based certification or a level I or level II certificate by August 31 immediately following high school graduation.



CCMR OB Methodology

An annual graduate demonstrates military readiness if the annual graduate enlists in the armed forces of the United States by December 31 immediately following high school graduation.



CCMR OB U.S. Armed Forces Data

Due to discrepancies between annual enlistment counts for Texas military enlistees aged 17–19 released by the Department of Defense and TSDS PEIMS military enlistment data for 2017 and 2018 annual graduates, TEA will exclude military enlistment data from both CCMR accountability calculations and CCMR OB Student Listings until such data can be obtained directly from the U.S. Armed Forces.

- Upon receipt of such data, previously released final CCMR OB Student Listings will be updated to include military enlistment data.
- When the final CCMR OB Student Listings are updated, the number of annual graduates in excess of the threshold percentage for each cohort will be updated and used to recalculate college, career, or military readiness outcomes bonus funding for any applicable fiscal year.

Military Enlistment Reporting Guidance

- As communicated in the [Updated U.S. Armed Forces Enlistment Guidance document](#), districts must continue reporting enlistment in the U.S. Armed Forces if documentation supports Confirmed Actual Enlistment and/or Confirmed Imminent Enlistment.
- Districts must continue using Element ID E1589 to indicate whether students enlisted in the United States Armed Forces until the element is removed from TSDS PEIMS.
- The data may be updated any time until the January resubmission deadline.



CCMR OB Student Listings and Funding Timeline Updates

- Performance Reporting will release 2018 Annual Graduates CCMR OB Student Listings in TEA Login (TEAL) Accountability by January 1, 2021.
- This listing will be considered final and will be used by the State Funding Division to settle up fiscal year 2019–20 CCMR OB funding.



CCMR OB Student Listings and Funding Timeline Updates

- Preliminary 2019 Annual Graduates CCMR OB Student Listings will also be released in TEAL Accountability by January 1, 2021 and will be used to generate preliminary 2020–21 CCMR OB funding.
- As data for enrollment in institutions of higher education (IHE) for 2019 annual graduates are not available to the agency until February 2021, the preliminary CCMR OB student listings will not include IHE enrollment.



CCMR OB Student Listings and Funding Timeline Updates

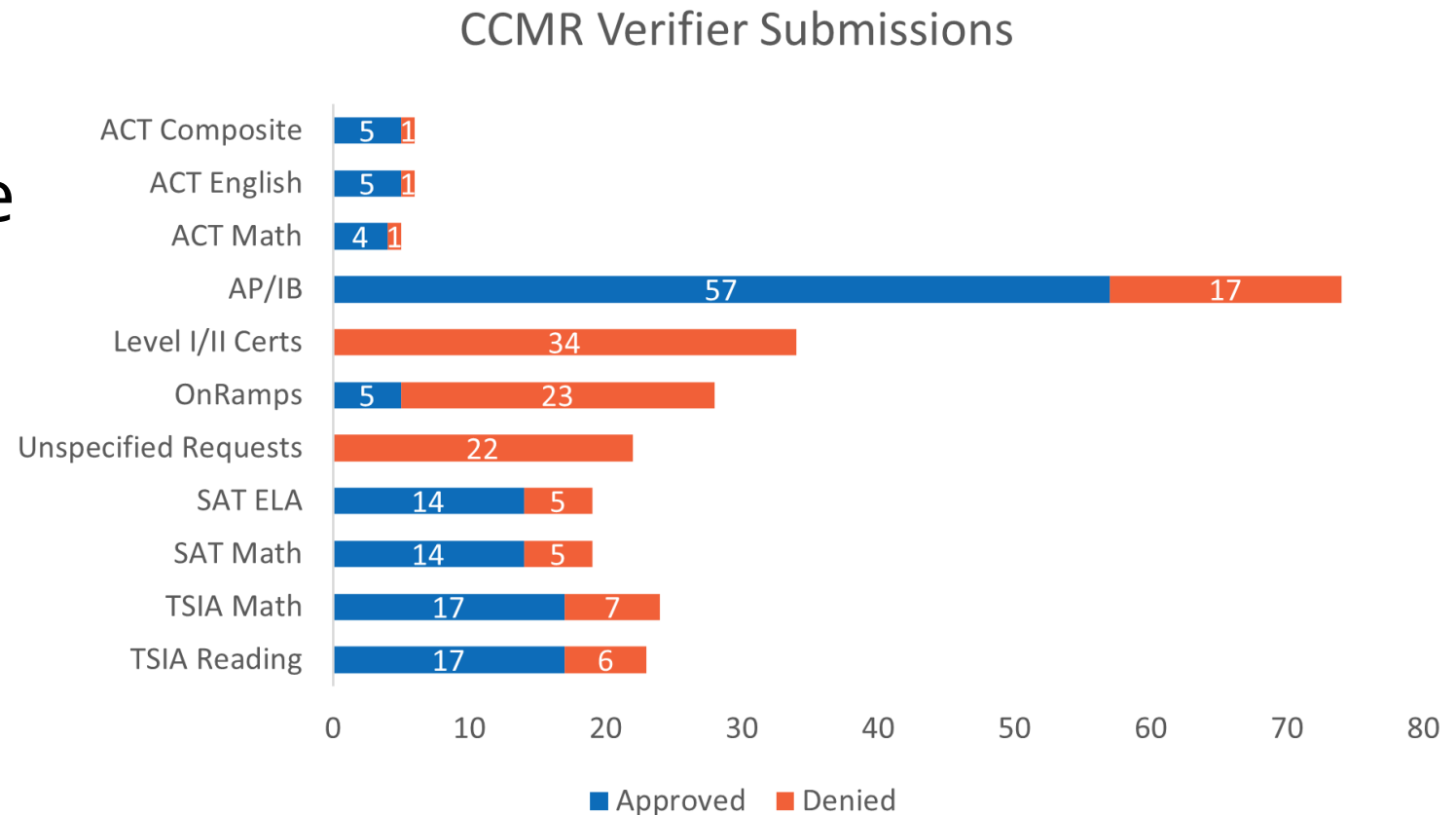
- For 2019 annual graduates, TEA will use a two-year IHE enrollment average, using IHE data for 2017 and 2018 annual graduates, for each district to generate IHE enrollment estimates.
- Upon receipt of IHE enrollment data, TEA will reconcile the 2019 Annual Graduates CCMR OB Student Listings with actual enrollment data. Upon reconciliation, State Funding will update the fiscal year 2020–21 CCMR OB funding.

CCMR Updates (Verifier, Student Listings and Data Tables, and Tracker)

- The CCMR Verifier was a TEA Login (TEAL) version of last year's CCMR corrections system which occurred in April and May.
- Corrections were submitted through the TEAL Accountability application for the 2018–19 annual graduates plus non-graduating 12th graders.
- Districts had until October 1 to electronically submit documentation for updates to student records.
- The verifier was only used to correct non-PEIMS indicators.

- Districts were encouraged to verify their CCMR data to ensure accurate data for
 - the CCMR OB;
 - potential future small numbers analyses;
 - the 2019–20 Texas Academic Performance Report (TAPR); and
 - potential use in future accountability ratings.

- Fifty-three percent of requests submitted in the CCMR Verifier were approved.
- The most common reason for approved submissions was an incorrect or partial student name.



- The most frequently denied requests were dual-credit course corrections via OnRamps and IBCs via the level I/II certificates. Both dual credit and IBC data were submitted via TSDS PEIMS and were not eligible for corrections.
- For a one-page overview of CCMR data sources, please see the [Academic Accountability Data Sources](#) document.

CCMR Student Listings and Data Tables

- The 2020 CCMR Student Listing and data tables, as well as the Graduation Rate data tables, are now available in the TEA Login (TEAL) Accountability application.
- The masked, public versions of the data tables, as well as a brief accountability summary report, are available on the [2020 Accountability Rating System webpage](#).

- The Tracker is a free tool available to all districts through the TEAL Accountability application to help ensure that every student is prepared for college, a career, or the military by graduation.
- Districts are given a student-level view of CCMR data that TEA has received from TSDS PEIMS submissions and non-PEIMS sources (SAT, ACT, TSIA, etc.).
- ***The 2020 CCMR Tracker includes CCMR outcomes as reported through summer 2019. The data lags.***

- The CCMR tracker provides districts with an early preview of the CCMR status for students who were in grades 9–12 during the 2019–20 school year.
- Districts can utilize the CCMR Tracker to plan for the reporting of PEIMS indicators and ensure students will meet CCMR criteria prior to graduation.

- No corrections will be submitted to TEA; this report is for informational purposes only.
- If districts find errors with assessment related indicators, they are encouraged to work with testing vendors to make corrections prior to the student's graduation.
- Although the CCMR Tracker contains lagging data, it will be refreshed annually with updated TSDS PEIMS submissions data and non-PEIMS indicators.

- A full video training is available on the TEA YouTube channel to better understand the CCMR Tracker.
- This [video](#) provides a review of CCMR data sources, the purpose of the Tracker, how to navigate the Tracker, what districts should do if errors are found, and other frequently asked questions.



Industry-based Certification (IBC) Reporting

- Districts will be able to report IBCs earned between September 1, 2019 and May 31, 2020 in the 2020–21 TSDS PEIMS Fall Submission.
- This reporting will be in addition to reporting all IBCs earned between June 1, 2020 and August 31, 2020, also reported during this submission.

- This will be a **one-time** reporting extension to report only the IBCs earned during the September to May window that were not reported in the Summer Submission. Districts must take this opportunity to ensure IBC data are complete and accurate. Once the PEIMS Fall Submission resubmission deadline passes, districts will have no further opportunity to update or correct IBC data.
- Any IBC earned between September 1, 2019 and August 31, 2020, not reported in TSDS PEIMS will not be eligible for reimbursement, for use in accountability calculations, or for generating CCMR OB funding.

- As a reminder, districts report only certifications earned while the student was enrolled in their district. If a student transfers between districts, the originating district reports the IBC along with the student's leaver data, not the receiving district.
- Additional information is located [here](#).

IBC Reporting

| Type of Student | If an IBC was earned | | then report the IBC in the following TSDS PEIMS Collection: | | | |
|---|----------------------|-----------------|---|---|----------------|--------------|
| | | | 2019-2020 | 2020-2021 | | 2021-2022 |
| | From | To | Summer (Sub 3) | Fall (Sub 1) | Summer (Sub 3) | Fall (Sub 1) |
| Currently enrolled student, student enrolled in 2019–2020 SY (leaver), or 2020 graduate | September 1, 2019 | May 31, 2020 | X | X (if not reported in 19–20 Summer Submission) | | |
| Currently enrolled student, student enrolled in 2019–2020 SY (leaver), or 2020 graduate | June 1, 2020 | August 31, 2020 | | X | | |
| Student ever enrolled during 2020–2021 SY (including 2021 graduate) | September 1, 2020 | May 31, 2021 | | | X | |
| Currently enrolled student, student enrolled in 2020–2021 SY (leaver), or 2021 graduate | June 1, 2021 | August 31, 2021 | | | | X |

STAAR Progress Measure Correspondence

STAAR Progress Measures

- Since STAAR testing was suspended for spring and summer 2020 due to the impact of COVID-19, this year's calculation differs slightly and measures progress across two years, from 2018–19 to 2020–21.
- Due to the gap year, it would be a rare scenario for students enrolled in grade 4 in the 2020–21 school year to be enrolled in grade 3 in 2018–19 school year. Therefore, STAAR progress measures will not be calculated for grade 4 students. English II progress measures for the 2020–21 school year will use 2018–19 school year English I scale scores as the prior year data.

- While 2020–2021 STAAR progress measure outcomes will be provided on STAAR data files and on STAAR Report Cards, whether they will be used for 2021 academic accountability evaluations in the School Progress and Closing the Gaps domains in the same manner as in the past has yet to be determined.
- For additional information, see the following [correspondence](#).

Accelerated Testers Update

Accelerated Testers Update

- Any 2020–21 senior that achieved at least Approaches on an Algebra I, English II, and/or Biology EOC before grade 9 must take SAT/ACT in the respective subject-area prior to graduation.
- Student listings of accelerated testers to be included will be provided through the TEAL accountability application next month.
- TEA recognizes spring 2020 and spring 2021 are unusual years for SAT and ACT administrations and is considering submitting a participation waiver to the USDE.

Public Education Grant (PEG) List

- Performance Reporting released the 2021–22 [Public Education Grant \(PEG\) List on October 15, 2020](#).
- The PEG List identifies campuses that received an *F* rating in both the Student Achievement domain and the School Progress domain.
- However, because ratings were not issued in 2020, the campuses identified for PEG based on 2019 ratings remain on the 2021–22 PEG List.

- By February 1, 2021, districts must notify the parents of students assigned to a campus on the PEG list of their eligibility to request a transfer.
- Additional information is available on the [PEG website](#).


Additional Updates

- The PDF version of the TAPR is scheduled to be released in the TEAL Accountability application and on the TEA public website later this month. The comprehensive online TAPR System (HTML version), now in its third year, includes additional indicators that are not published in the PDF TAPR.
- TAPR data downloads and a comprehensive glossary will be released in late winter.

TEAL Accountability Application Redesign

- The TEAL Accountability application has a new look and feel!
- While the updated site structure mirrors the previous version, we hope that the design improvements make the application easier to navigate.

TEAL Accountability Application Redesign



State Accountability

The TEAL Accountability application is not fully compatible with Microsoft Internet Explorer. Please use Mozilla Firefox, Google Chrome or Apple Safari web browsers to view and download content through TEAL Accountability.

[College, Career, and Military Readiness \(CCMR\) Tracker and Verifier](#) (posted August 17, 2020) The CCMR Tracker allows districts to ensure that every student is prepared for college, a career, or the military by graduation. The CCMR Verifier provides districts an opportunity to verify the accuracy of their CCMR data.

[2019 Accountability Reports with Final Rating Labels](#) (updated November 21, 2019) These reports consist of accountability summaries, calculations and data tables, and distinction designations for each domain.

[2020 Accountability A - F Estimator](#) (posted November 13, 2019) The A-F Estimator provides districts a way to calculate and estimate their 2020 performance in each domain and overall.

[2019 State Accountability Appeal Decision Letters](#) (posted November 5, 2019) Letters are available for those districts that submitted an appeal of their 2019 accountability rating.

[2019 Accountability Data Download](#) (posted August 20, 2019) These downloads provide campus-level and district-level information for all data elements used in accountability calculations.

[All Ratings in a District](#) (posted August 14, 2019) Printable PDF of ratings and distinction designations for all campuses in a district.

[Preliminary PEG list for 2020-21](#) (posted August 14, 2019) The preliminary PEG list identifies PEG campuses for 2020-21 based on preliminary ratings prior to appeals.

[2019 Accountability Student Lists](#) (posted August 7, 2019) This provides student lists associated with each domain.

[2019 Accountability A-F Preview](#) (July 19, 2019) This early preview contains the overall score and rating as well as domain scores and ratings based on the preliminary consolidated accountability file. Official preliminary accountability scores and ratings released in August may differ from those provided in this preview report.



Performance Reporting Resources and Reports

Click the categories below to view reports and resources. Unless otherwise noted, reports, listings, and downloads on this site are confidential and should be treated as such. These products are not designed to be shared with the public. Read the full TEA Statement of Confidentiality. Click on the + to expand the section.

Academic Accountability

| Item | Description |
|---|---|
| 2020 College, Career, and Military Readiness (CCMR) Student Listing [Admin Student Listing] | The final 2020 CCMR Student Listing contains CCMR data for 2018-19 annual graduates and non-graduating 12th graders, including any approved submissions to the CCMR Verifier. |
| 2020 Accountability CCMR and Graduation Rate Data Tables [Admin Data Tables] | The CCMR and Graduation Rate data tables contain CCMR data for 2018-19 annual graduates and 4-year (Class of 2019), 5-year (Class of 2018), and 6-year (Class of 2017) graduation rates. |
| College, Career, and Military Readiness (CCMR) Tracker | The CCMR Tracker allows districts to ensure that every student is prepared for college, a career, or the military by graduation. It only includes data through the 2018-19 school year. (posted August 17, 2020) |
| 2020 Accountability A - F Estimator | The A-F Estimator provided districts a way to calculate and estimate their 2020 performance in each domain and overall (posted November 13, 2019) Note, this tool DOES NOT reflect any potential changes to the 2021 accountability system. |

Texas Academic Performance Report (TAPR) +

Public Education Grant Program (PEG) +

Upcoming TETN Dates

- February 11, 2021 (ESC only)
 - April 29, 2021 (ESC only)
 - June 17, 2021 (ESC only)
 - August 19, 2021 (ESC only)
 - November 11, 2021 (ESC only)
-
- See the [Performance Reporting Resources page](#) for additional updates.





Thank you!